

## Ice Makers

### Ice Cuber (22gr), 37kg/24h, 20kg bin, air-cooled - drain pump

ITEM # \_\_\_\_\_

MODEL # \_\_\_\_\_

NAME # \_\_\_\_\_

SIS # \_\_\_\_\_

AIA # \_\_\_\_\_



**730320 (ICB37I20SDP)**

Ice Maker, Cube (22gr), 37 kg/24h, self-contained, 20kg ice collection bin included, drain pump, air-cooled

### Short Form Specification

#### Item No. \_\_\_\_\_

Air cooled ice cube maker, self-contained with 20kg bin. Ice cube cone shape. Compact dimension. AISI 304 stainless steel exterior, food grade and internal ice container in ABS, aluminium evaporator ensure safe contact with ice. Sturdy door opening system in AISI 204 stainless steel. Fully automatic in operation and easy cleanability thanks to the automatic cleaning system. The ice making method guarantees continuous and reliable production. Bin with internal corner for easy cleaning and it is fully insulated. Supplied with flexible water supply, drain hoses and scoop. Hydrocarbon refrigerant gas R290 for the lowest environmental impact. Built-in drain pump.

### Main Features

- Easy cleanability guaranteed by an automatic system: the cleaning switch activate the circulation and the rinse of water; at the end of the cycle just swithed again to start producing ice.
- The ice making method guarantees a continuous and reliable production.
- The ice-making method (spray layering) guarantees crystalline, compact, hygienically pure ice cubes that are resistant to melting.
- Water consumption and productivity calculated using 15°C water temperature and 21°C ambient temperature.
- Compact dimensions of the ice cubers make them highly suitable for any location, particularly those where space is at a premium.
- Ice cube cone shape.
- Fully automatic in operation.
- Rounded internal corners of the bin assure ease of cleaning.
- Food grade ABS interior.
- Bin included.
- Compliant to CE requirements for safety.
- The innovative anti-scale spray system with flexible nozzles avoids limescale deposits through small vibrations.

### Construction

- Reliability guaranteed by the quality of the construction materials used (front, top and sides in 304 AISI stainless steel) and the sophisticated product and process technology involved.
- The sprayers are easy to take away, permit a simple flowing and prevent limestone formation.
- AISI 304 stainless steel exterior.
- Aluminium evaporator ensures a safe contact with ice.
- Sturdy door opening system made in AISI 304 stainless steel.
- Internal ice containers in ABS.
- Hygienical plastic spray arms removable without the use of tools.
- Supplied with flexible water supply, drain hoses and scoop.
- Built-in drain pump.
- Easy access to the main components for maintenance.
- ON-OFF rocker switch.
- Adjustable 105-155mm feet.
- Plug as standard (schuko type).

APPROVAL: \_\_\_\_\_



**Electrolux**  
PROFESSIONAL

## Ice Makers Ice Cuber (22gr), 37kg/24h, 20kg bin, air-cooled - drain pump

### Sustainability



- Hydrocarbon refrigerant gas R290 for the lowest environmental impact (GWP=3) - CFC and HCFC free.
- Reduced energy consumption by fully insulated storage bin.

### Optional Accessories

- |   |            |                          |
|---|------------|--------------------------|
| • PURITY C150 QUELL KIT WITH OF FLOW METER  | PNC 0S1628 | <input type="checkbox"/> |
| • PURITY C300 QUELL KIT WITH OF FLOW METER  | PNC 0S1629 | <input type="checkbox"/> |
| • Drain pump kit                            | PNC 880690 | <input type="checkbox"/> |
| • Kit of 4 small black feet, 13mm (0/+22mm) | PNC 880692 | <input type="checkbox"/> |

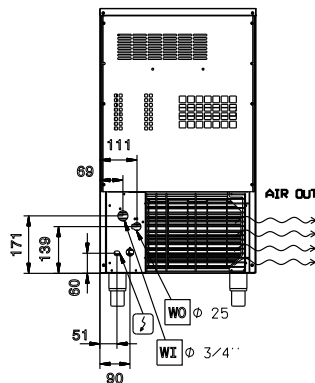




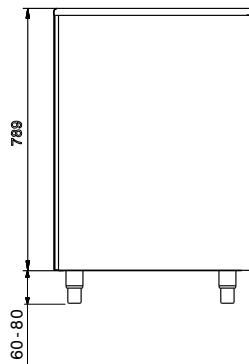
**Electrolux**  
PROFESSIONAL

## Ice Makers Ice Cuber (22gr), 37kg/24h, 20kg bin, air-cooled - drain pump

Rear side

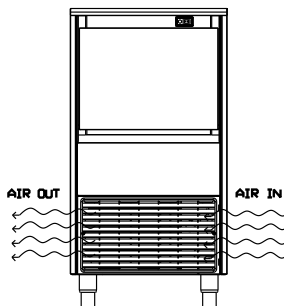


Side

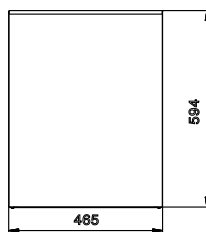


CW11 = Cold Water inlet 1 (cleaning)  
D = Drain  
EI = Electrical inlet (power)

Front



Top



### Electric

Supply voltage: 220-240 V/1N ph/50 Hz  
Electrical power max: 0.38 kW

### Capacity:

Bin capacity: ISO 9001; ISO 14001 kg

### Key Information:

External dimensions, Width: 465 mm  
External dimensions, Depth: 595 mm  
External dimensions, Height: 849 mm  
Net weight: 45 kg  
Output: 37 kg/day  
Kind of cube: Ice Cube 22 g

### Sustainability

Refrigerant type: R290  
Refrigerant weight: 110 g  
Water consumption: 4 lt/hr



Ice Makers  
Ice Cuber (22gr), 37kg/24h, 20kg bin, air-cooled - drain pump

The company reserves the right to make modifications to the products without prior notice. All information correct at time of printing.

2025.04.18